

IMPROVING AN INTERVENTION BASED ON DATA  
HOMEWORK INTEGRITY PROGRAM  
(HIP)



JIMTOWN HIGH SCHOOL  
JEFF ZIEGLER  
TRAVIS DANIELS  
JOEL SIENICKI



# HISTORY OF PBIS AT JIMTOWN HIGH SCHOOL

- 2008 - Looking at a need to change.
- PBIS @ Jimtown
- Discipline, Attendance, Code of Ethics and Academic Attention to detail based on data.

# BACK TO THE FUTURE PROTOCOL

- 2014 goals set in 2009.
  - Where did we want to be in 5 years?
- Many goals have been reached.
- PBIS grows into the future at Jimtown High School.

JIMTOWN HIGH SCHOOL

P.B.I.S.



# PBIS UNIVERSAL AND TIER 2 TEAM

- Universal Team
  - Discipline, school climate, attendance and academic performance.
- Tier 2 Team
  - Focuses on specific interventions to assist students that needed a bit more.

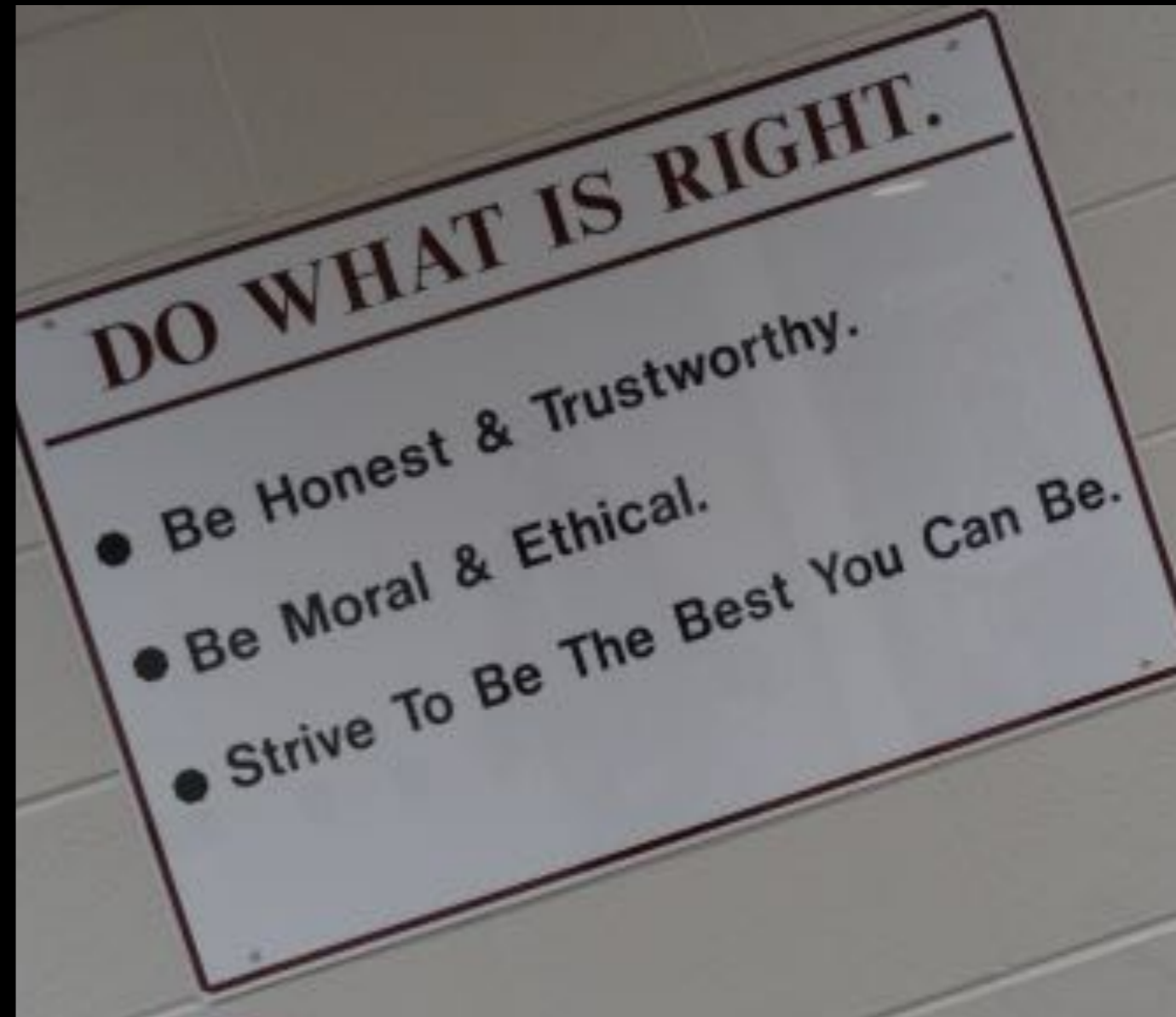
# JIMTOWN P.B.I.S. INITIATIVES

- Code of Ethics



# JIMTOWN P.B.I.S. INITIATIVES

- Adult (Teacher) Education and Training.
- Rule and Guideline Alignment to the Code of Ethics.
- School-Wide Expectations.
- Discipline Procedures.
- Teacher Appreciation.
- Teacher Attendance Encouragement.





# JIMTOWN P.B.I.S. INITIATIVES

- Big 3.
- Weekly Big 3.
- Heat Wave.
- 1st Hour Class Attendance Competition.
- Pick 10.



THE NEED

# FOR FURTHER INTERVENTION



# NEED FOR INTERVENTION


- Incomplete Homework = 90% of failing grades.

# NEED FOR INTERVENTION

- 2009 - 2010 Failing Grade Statistics at Jimtown High School.
  - 1st semester of the 2009-2010 school year 104 classes were failed. By 87 students. Nearly 1/5 of our schools population.
- HIP was implemented in the 2nd semester of 2009-2010 school year.
  - 2nd semester of the 2009-2010 school year 87 classes were failed by 58 students.
- HIP helped to contribute to a 17% drop in F's in its first semester.

# NEED FOR INTERVENTION

- Lack of homework completion = F's.
- Classes with heavy work loads.
- Student failure rates of nearly 39% in some courses.



# NEED FOR INTERVENTION

- Homework at Jimtown High School needed to be redefined.
- Purpose of Homework (See Handout)
  - Redefined our Homework Policy.
- Grading practices were examined as well.
- 90% of failing grades from lack of homework completion was not success to us.

CREATION OF  
HOMEWORK  
INTEGRITY  
PROGRAM (HIP)



- Intervention was necessary.
- Support was needed beyond the classroom.
- More students needed to pass more classes.
- Homework completion was the key.



WE NAMED IT H.I.P.

# HOMework INTEGRITY PROGRAM

INTEGRITY

EXIT

When you're done,  
the bottle's not.

BEGINNING  
THE ADVENT  
OF HIP



H.I.P.

BEGINNING  
INSTRUCTION  
OF  
INSTRUCTORS

# H.I.P. RULES AND GUIDELINES

- Who can refer a student to H.I.P.?
- What is the criteria for entrance to H.I.P.?
  - Why 3?
- How long do students remain in H.I.P.?
- What if the student misses assignments in H.I.P.?

# H.I.P. TEACHER EXPECTATIONS

- What does a teacher have to do to refer a student?
- How do we let the student know?
- How long before a student reports to H.I.P.?
  - 48 hour rule.
- What is to be done when a student turns in work?
  - Does the assigned work need graded before release?
- How is a student released from their duty?

# H.I.P. STUDENT EXPECTATIONS

- Student responsible for turning in their own work.
- Support from H.I.P. instructors.
- H.I.P. 10 Commandments.



# H.I.P. 10 COMMANDMENTS

1. Arrive on time.
2. Arrive with all required materials.
3. Sit down quietly and begin working immediately.
4. Work on the assigned work to be released from H.I.P. in H.I.P.
5. Work WHILE you eat.
6. Raise your hand if you have a question or need help.
7. Remain quiet.
8. Work and remain in your seat until the bell rings.
9. Turn in completed homework to your classroom teacher.
10. Clean up your work area and throw your trash away.

# HOW WE ADMINISTER H.I.P.

- Student tracking.
- H.I.P. slip delivery.
- Paper reminders generated.
- Pass from class to H.I.P.
- Students still receive their desired school or packed lunch.





# PARENT CONTACT


- Parent contact upon student referral via e-mail.
- Parents are given tips to help their students.
- Work completion and teaching skills provided to student and parent.



*Jimmie News*

# HOW DOES A STUDENT GET OUT OF H.I.P.?

- Student eligibility for release.
- Teachers need only receive the required work.
- Student is signed out of H.I.P. as a release.



# STUDENT TRACKING

- Students tracked on a spreadsheet.
- Tracks tardies, skips, total days in H.I.P., entrance date, and exit date.
- H.I.P. is flowing. Student movement should occur.



# WHAT TO DO WHEN A STUDENT IS NOT SUCCESSFUL THROUGH H.I.P.?

- 72% - 84% of students were successful.
- 16% - 28% were NOT.
- Student choice to not use time wisely.
- ISS as an alternative.
- Drawbacks to ISS.

# HOUSEPLANTS

- Student retention.
- Many students desired to stay in H.I.P.
- Incentivizing H.I.P for students that were not successful.
- Group deals.



# H.I.P. IN THE BEGINNING

- Strict disciplinary policies.
- Balancing helpful intervention vs. consequence-based actions.
- Low student accountability.
- H.I.P. instructors bore the brunt of the burden.
- Low collaboration between student and teacher.

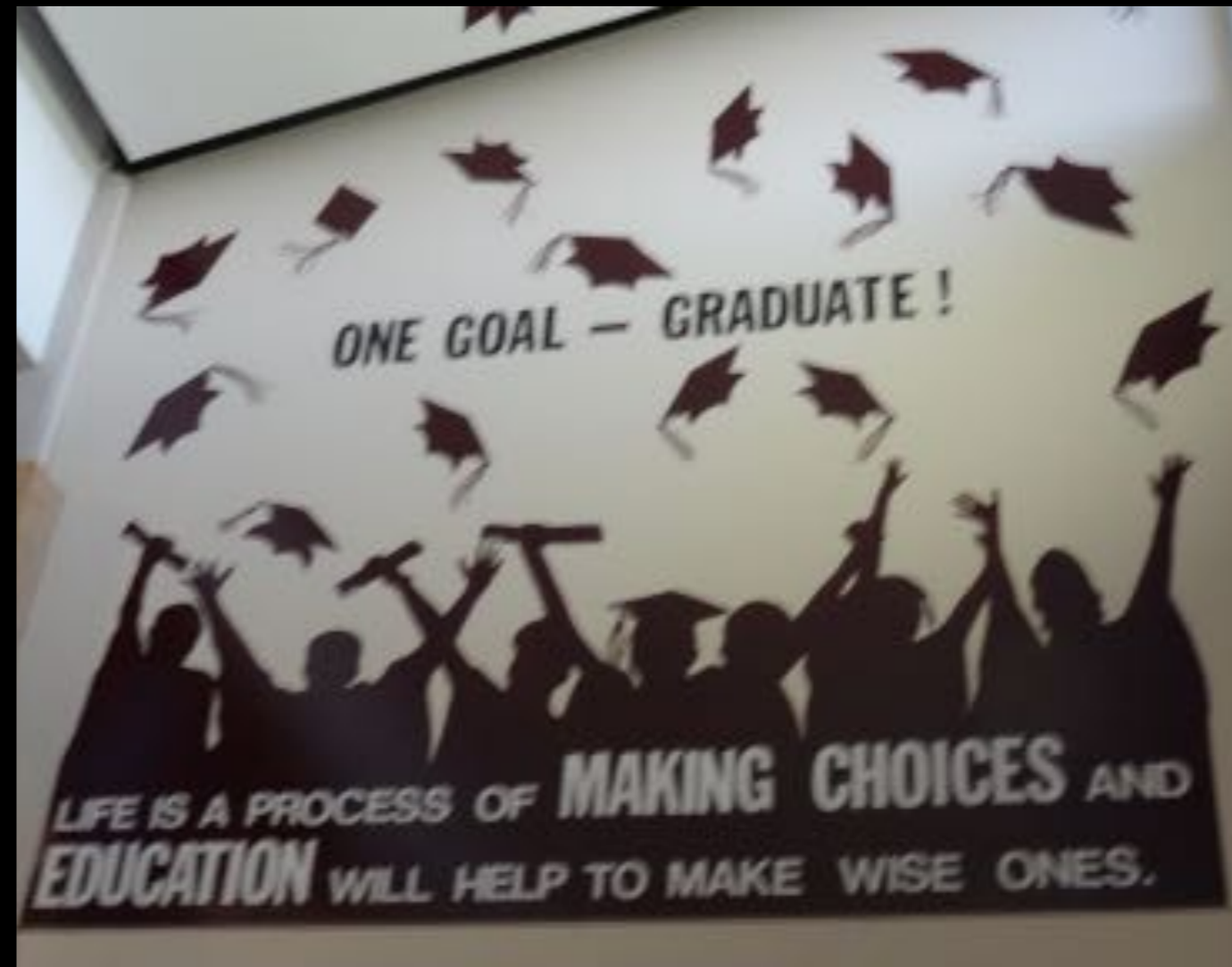
# H.I.P. STRUCTURE IN THE BEGINNING

- Students referred by teachers through Travis Daniels.
- Office personnel reminders.
- Sack lunches.



# H.I.P. DATA AFTER THE 1ST 9 WEEKS

- 131 of 142 students (92%) successful.





# H.I.P. DATA

- In H.I.P.'s first full year (2011-2012) we saw that 78% of the students referred completed their H.I.P. requirement and were released.
- 22% of students referred in 2011-2012 were released prior to having to attend H.I.P.
- That number jumped to 54% released in 2 days or less.

# H.I.P. DATA

- In H.I.P.'s 2nd full year (2012-2013) 72% of students finished their required work and were released from H.I.P.
- Last year (2013-2014), we saw an increase in students released from H.I.P. up to 84% of all students were released.
- In order for these numbers to continue to improve we have had to make some tweaks and changes.

# CHANGES IN F-LIST DATA

- 2010-2011
- 2011-2012
- 2012-2013
- 2013-2014
- 1st 9 weeks 2014-2015



# H.I.P. CHANGES AND TWEAKS

- Sack lunches and their deterrent.
- Seating and capacity became an issue.
  - Only one H.I.P. room.
  - Large H.I.P. class sizes.
  - Low attention to individual student need.
- Changes need to be made.

# H.I.P. CHANGES AND TWEAKS

- 1 room became 3 rooms.
- Equal number of students in each room.
- Better teacher student ratios.
- More individualized instruction and assistance.

# EFFECT OF THE CHANGES

- Classroom management.
- Fluidity of students.
- Fewer stationary students.
- Rise in H.I.P. completion from 72% to 84%.



# STUDENT ATTITUDE TOWARD H.I.P.

- Varied attitude.
- Positives and negatives.
- Skippers.
- Some preferred H.I.P.'s small environment.



# H.I.P. NO SHOWS

- Many did not wish to attend H.I.P.
- No Show = Office Discipline Referral (ODR)
- ODR's rose dramatically due to H.I.P.
  - H.I.P. No Show produced 100 referrals in its first year (2010-2011).
    - 189 referrals in its 2nd year (2011-2012).
    - 176 referrals in its 3rd year (2012-2013).
    - 118 referrals in its 4th year (2013-2014).\*
    - \*changed referral and No Show policy.



# H.I.P. NO SHOWS

- H.I.P. No Shows became a real problem at Jimtown.
- Though the number of No Shows fell from the 2nd year to the 3rd, the number (176 down from 189) was still way too high.
- We devised a plan to change the scope and outlook on H.I.P.

# H.I.P. NO SHOW CHANGES

- Change in view of H.I.P.
- Repetitive and deliberate skipping = ODR.
- Differing encouragement to attend H.I.P.
- Reward of H.I.P.



STAFF ATTITUDE

TOWARD H.I.P.



# STAFF ATTITUDE TOWARD H.I.P.

- Staff attitude varies.
- Proper and constant use.
- One more thing.
- Encouraging homework completion in classroom.
- Teacher homework completions.

# SEEING H.I.P. AS A HELP

- Viewing H.I.P. as an encouragement to homework completion.
- H.I.P. = aid to homework completion.
- Changing the attitude and climate.



# H.I.P. IS WORKING

- Positive intervention.
- More passing grades and student success.
- Long way to go.
- Changes ahead.

# H.I.P. IS WORKING

- Jimtown High School an A rated school.
- Graduation rates above 90% yearly.
- Drop in F's from 2010 to 2014. Nearly 20% drop in total F's during that time period.
- Fewer students missing assignments. Average of 3.6 missing assignments per student down from 5.8 average in 2010.



# CONTACT INFO

- You can contact us at:
  - Jeff Ziegler, Principal  
[jziegler@baugo.org](mailto:jziegler@baugo.org)
  - Travis Daniels, H.I.P.  
expert  
[tdaniels@baugo.org](mailto:tdaniels@baugo.org)
  - Joel Sienicki, Special  
Education Teacher  
[jsienicki@baugo.org](mailto:jsienicki@baugo.org)

